

God's Keeps His Promise

Recap Activity: Making Good Choices

Last week we learned that God made promises to Abraham, one of which was to give him the land of Canaan. We found out how Abraham, and his nephew, Lot, got on in the land God promised to give him. Abraham was willing to trust God to look after his interests – he let Lot choose.

Can you sort the pictures into good choices, and not so good choices? Colour in either the sad or happy face.

. Share about a time where you were given a choice. Did you make a good choice or a not so good choice? How did you feel? How did others feel?

Hit others



Share a snack



Get angry



Throw toys



Use kind words



Work together



Proof of the Agreement – Genesis 17: 1-8

17 When Abram was 99 years old, the Lord appeared to him. The Lord said, "I am God All-Powerful. Obey me and do what is right. ²I will make an agreement between us. I will make you the ancestor of many people."

³ Then Abram bowed facedown on the ground. God said to him, ⁴"I am making my agreement with you: I will make you the father of many nations. ⁵I am changing your name from Abram^[a] to Abraham.^[b] This is because I am making you a father of many nations. ⁶I will give you many descendants. New nations will be born from you. Kings will come from you. ⁷And I will make an agreement between me and you and all your descendants from now on: I will be your God and the God of all your descendants. ⁸You live in the land of Canaan now as a stranger. But I will give you and your descendants all this land forever. And I will be the God of your descendants."

The Three Visitors – Genesis 18: 1-16

18 Later, the Lord again appeared to Abraham near the great trees of Mamre. At that time Abraham was sitting at the door of his tent. It was during the hottest part of the day. ²He looked up and saw three men standing near him. When Abraham saw them, he ran from his tent to meet them. He bowed facedown on the ground before them. ³Abraham said, "Sir, if you think well of me, please stay awhile with me, your servant. ⁴I will bring some water so all of you can wash your feet. You may rest under the tree. ⁵I will get some bread for you, so you can regain your strength. Then you may continue your journey."

The three men said, "That is fine. Do as you said."

⁶Abraham hurried to the tent where Sarah was. He said to her, "Hurry, prepare 20 quarts of fine flour. Make it into loaves of bread." ⁷Then Abraham ran to his cattle. He took one of his best calves and gave it to a servant. The servant hurried to kill the calf and to prepare it for food. ⁸Abraham gave the three men the calf that had been cooked. He also gave them milk curds and milk. While the three men ate, he stood under the tree near them.

⁹The men asked Abraham, "Where is your wife Sarah?"

"There, in the tent," said Abraham.

¹⁰Then the Lord said, "I will certainly return to you about this time a year from now. At that time your wife Sarah will have a son." Sarah was listening at the entrance of the tent which was behind him. ¹¹Abraham and Sarah were very old. Sarah was past the age when women normally have children. ¹²So she laughed to herself, "My husband and I are too old to have a baby."

¹³Then the Lord said to Abraham, "Why did Sarah laugh? Why did she say, 'I am too old to have a baby'? ¹⁴Is anything too hard for the Lord? No! I will return to you at the right time a year from now. And Sarah will have a son."

¹⁵Sarah was afraid. So she lied and said, "I didn't laugh."

But the Lord said, "No. You did laugh."

¹⁶Then the men got up to leave and started out toward Sodom. Abraham walked along with them a short time to send them on their way.

A Baby for Sarah – Genesis 21: 1-8

21 The Lord cared for Sarah as he had said. He did for her what he had promised. ²Sarah became pregnant. And she gave birth to a son for Abraham in his old age. Everything happened at the time God had said it would. ³Abraham named his son Isaac. Sarah gave birth to this son of Abraham. ⁴Abraham circumcised Isaac when he was eight days old as God had commanded.

⁵Abraham was 100 years old when his son Isaac was born. ⁶And Sarah said, "God has made me laugh.^[a] Everyone who hears about this will laugh with me. ⁷No one thought that I would be able to have Abraham's child. But I have given Abraham a son while he is old."

Hagar and Ishmael

⁸Isaac grew and became old enough to eat food. At that time Abraham gave a great feast.



Make a mobile

1. Cut out all of the pieces and colour in the pictures..
2. Stick the verses onto the back of the pictures
3. Ask an adult to put a whole through the paper where there is an x.
4. Use string or thread and tie through the hole.
5. Using sticky tape, attach the string to the strip.
6. Cut a length of string or thread, make a loop and attach to the top of the strip.
7. Now your mobile is complete. Hang it up somewhere to help remind you that God always keeps His promises.

x

The Lord is faithful to His promises.


Psalm 145:13

x

x

x

x



x

Abraham and Sarah's son, Isaac, was born as God had promised.

(Genesis 21:1-8)
base

x

God promised Abraham many descendants.

(Genesis 17:1-8)

x

God promised Abraham and Sarah a son next year.

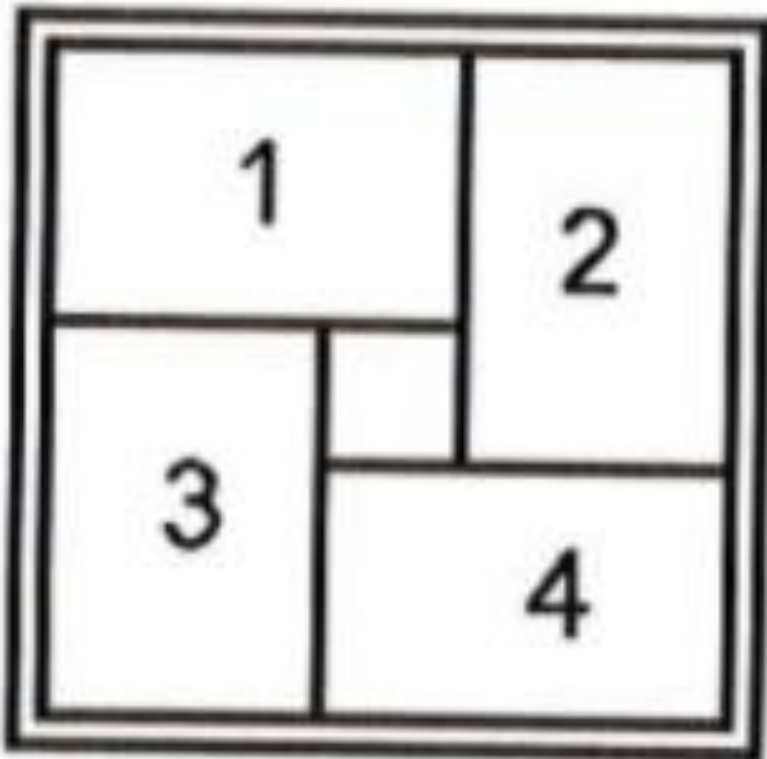
(Genesis 18:1-16)

Matchbox Activity

For this activity, you will need 4 matchboxes. Alternatively, you can make the matchboxes using the templates on the next page.

1. Glue the 4 matchboxes onto the base square.
2. Make a hole in one of each of the drawers and insert a split pin, paper clip or thread to make a handle.
3. Put the drawers into the matchboxes with the handles facing outwards.
4. Glue the top square on top of the matchboxes with the verse visible.
5. Place baby Isaac in one of the drawers.

How do we know which drawer baby Isaac is in? We can only guess! It is impossible to know unless they have put the baby in. Only God can do the impossible. Humanly speaking it was impossible for Sarah to have a baby, but Abraham trusted God to keep his promise.



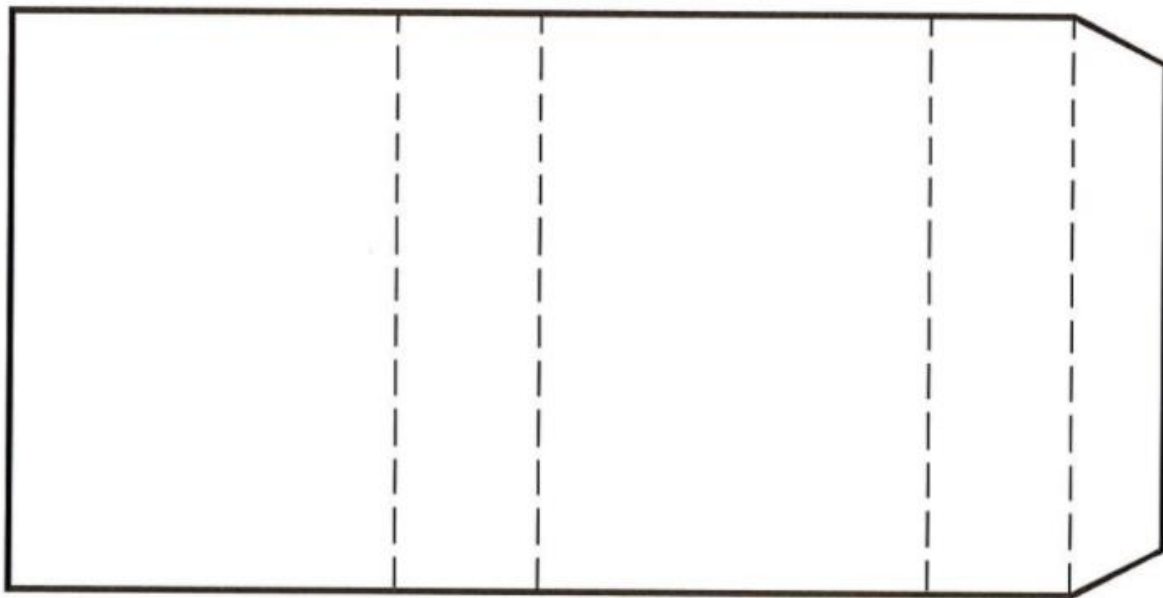
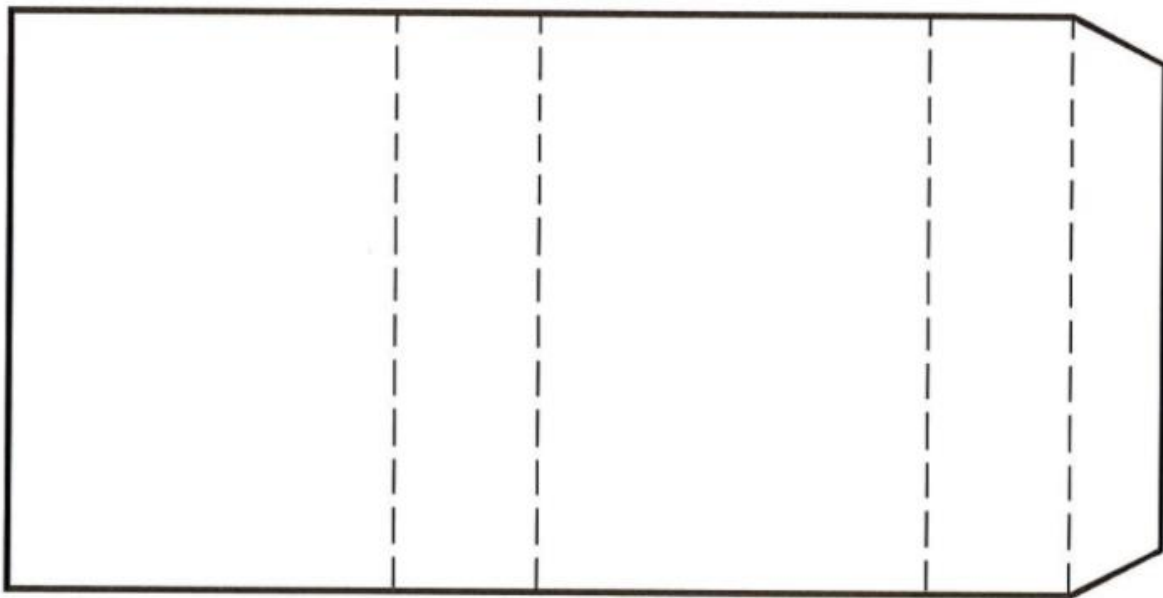
base

The Lord is faithful
to His promises

Psalm 145:13

Matchbox templates

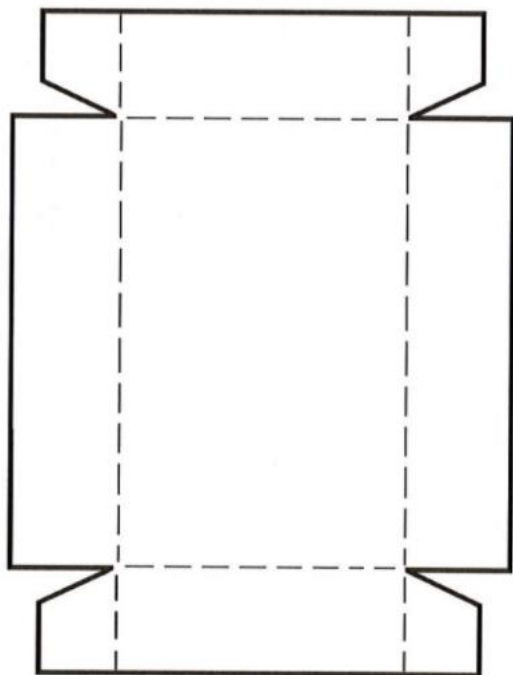
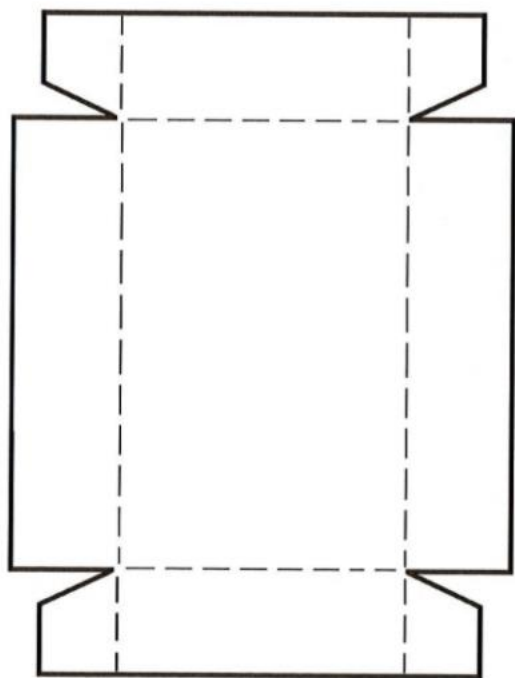
1. Cut out the shapes, score and fold along the dotted lines.
2. Make the sleeve by gluing the flap inside the long edge.
3. Make the drawer by gluing the flaps inside the long sides.
4. Put a split paper fastener through one end of the drawer to make a handle.



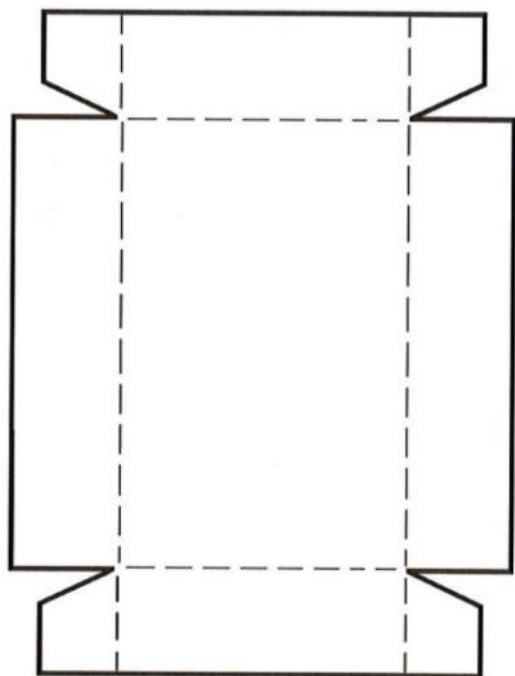
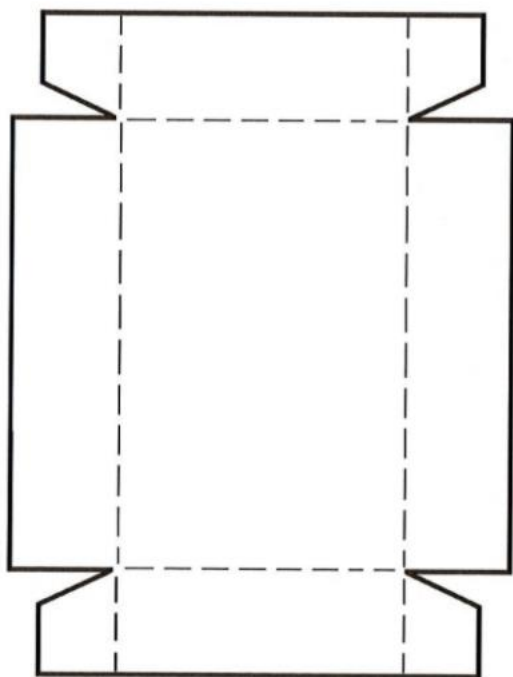
Matchbox templates

1. Cut out the shapes, score and fold along the dotted lines.
2. Make the sleeve by gluing the flap inside the long edge.
3. Make the drawer by gluing the flaps inside the long sides.
4. Put a split paper fastener through one end of the drawer to make a handle.

drawers



drawers



Memory verse

"God is faithful to His promises." - Psalm 145:13

Have a go at the games below to help you learn this week's memory verse.

Shuffle!

Cut out the cards and shuffle. Take turns putting the verse together in order. You could even stick them on to blocks and rebuild the verse!

God	is	faithful
to	His	Promises.
Psalm 145:13		



Gotchal!

Say the verse incorrectly to each other, omitting or changing a key word. Ask them to shout, "Gotchal!" when they catch the mistake. Then say the verse accurately together.

Balloon Pop!

Assign each person or team a colour. Place the memory verse inside a few balloons and blow up. The aim is to pop your/your team's coloured balloons and assemble the verse as quickly as you can. The first person or team to do this wins.



Jigsaw!

Cut out the jigsaw pieces and see if you can put the jigsaw back together again.


God	is	faith	ful
to	His	promises	Psalm 145:13

Singing Time

Spend some time together listening, singing and dancing to the songs below.

Promises Worship Video – Crossroads Kids

<https://www.youtube.com/watch?v=dw-uEcl-neY>



God Always Keeps His Promises - Unofficial Lyrics video

[God Always Keeps His Promises - Unofficial Lyrics video - YouTube](#)

Preschool Songs - God Keeps His Promise , Kids Music, Worship for Preschoolers - Newspring Worship

https://www.youtube.com/watch?v=gAAo_SlE1Yk

Prayer

Find a quiet spot to talk to God together. Say your own prayer, or follow the prayer below.

Dear God,

Thank you for keeping your promises to us.
Please help us to have hope whilst we wait for
your promises to be fulfilled, and to keep the
promises we make to others.

Amen.

